

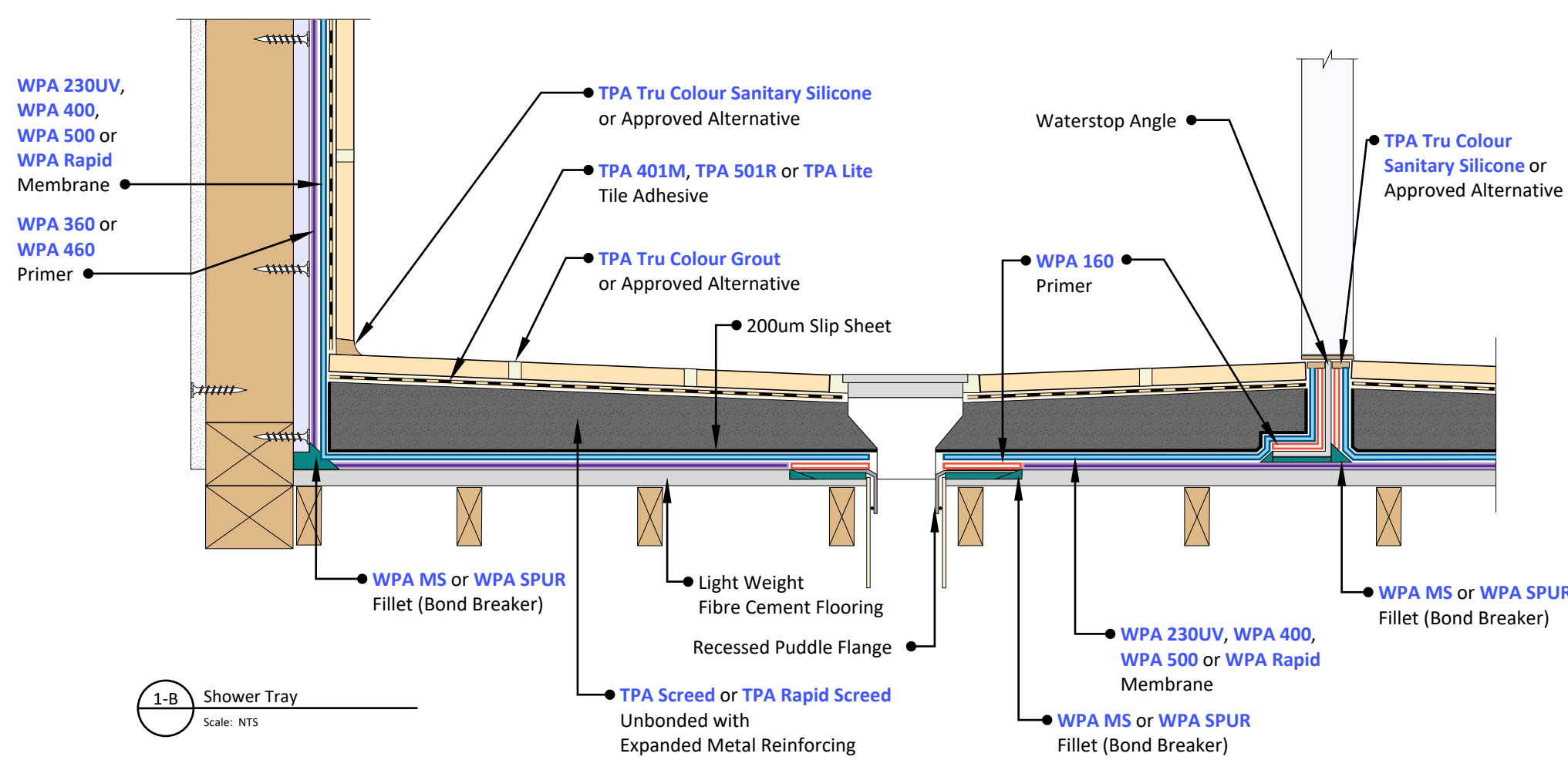
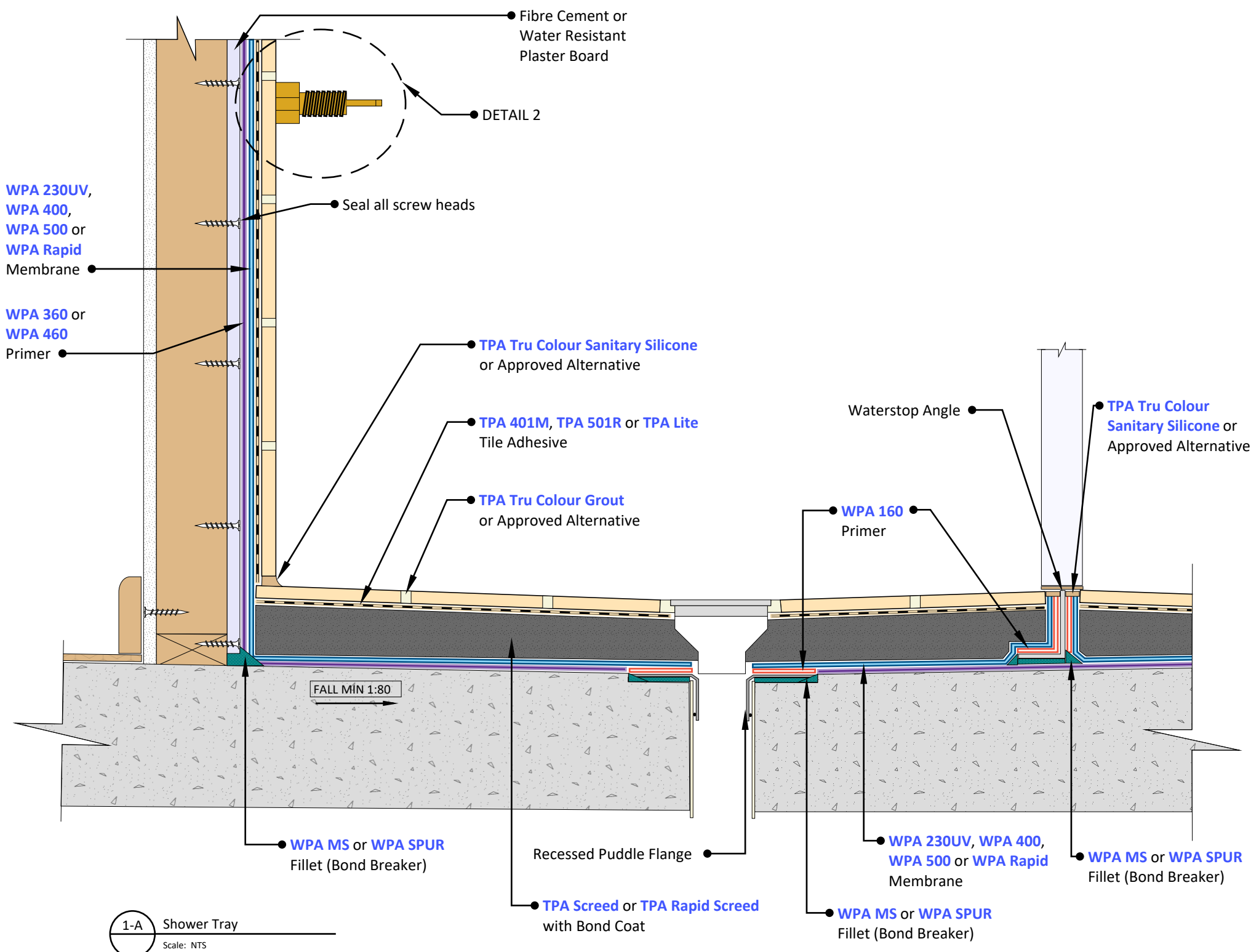
# WP200 Waterproofing Wet Areas - Frameless Shower (under screed)

## Preparation:

1. All surfaces to be waterproofed must be firm, clean, dry, sound and smooth. All grease, oil, wax, curing compounds, loose material, paint and any other contaminants must be removed, masonry surfaces must be pointed flush and surface defects repaired. New concrete must be cured for a minimum of 28 days.
2. External corners to be waterproofed must be bevelled to ensure a smooth transition of membrane from vertical to horizontal surfaces.

## Installation:

1. Waterproofing installation shall be in accordance with the applicable provisions of the National Construction Code.  
Tile installation shall be in accordance with AS 3958 Installation of Ceramic and Stone Tiles.
2. Install a puddle flange to all waste pipes, ensuring that puddle flanges are recessed into the substrate.
3. Install a waterstop angle to the perimeter of the shower and at the door opening.
4. Install an appropriate fillet (bond breaker) to all transitions using **WPA MS** or **WPA SPUR**.  
**WPA MS** is a single component, moisture cured silane modified hybrid sealant.  
**WPA SPUR** is a high quality, professional, universal, low modulus sealant based on hybrid technology.
5. Apply **WPA 160** primer to non-porous surfaces, such as puddle flange and waterstop angle.  
**WPA 160** is a specialised solvent free primer designed for enhancing the adhesion of subsequent membranes, adhesives, toppings and decorative finishes over non-porous substrates.
6. Apply **WPA 360** or **WPA 460** primer to the substrate to be waterproofed.  
**WPA 360** is a water-based, low solids, fast drying primer.  
**WPA 460** is a two-part, water-based epoxy primer, used to seal concrete and masonry surfaces.
7. Apply **WPA 230UV**, **WPA 400**, **WPA 500** or **WPA Rapid** membrane in a minimum of two coats to achieve the required dry film thickness. Ensure that the previous coat has completely dried before applying the subsequent coat(s). NOTE: All penetrations must be waterproofed.  
**WPA 230UV** is an elastomeric, fibre reinforced, water-based polyurethane membrane system designed for exposed or under tile applications.  
**WPA 400** is an elastomeric, fibre reinforced waterproofing membrane based on high performance polymer technology designed for use under tile finishes.  
**WPA 500** is a waterborne, fibre reinforced, flexible waterproof membrane designed for use under tile finishes.  
**WPA Rapid** is a fast curing, waterborne flexible waterproof membrane designed for use under tile finishes.
8. Install **TPA Screed** to achieve appropriate falls to waste. Where a bonded screed is required, apply a bond coat using **TPA 401M** or **TPA Lite**.  
Install **TPA Rapid Screed** for an engineered or rapid set screed, using a bond coat of **TPA Rapid** for bonded screeds.  
**TPA Screed** is a pre-blended screed mixture for the installation of cementitious screeds and tile beds, suitable for internal and external floor applications.  
**TPA Rapid Screed** is a pre-blended, rapid set, engineered screed mixture for the installation of cementitious screeds and tile beds, suitable for internal and external floor applications.
9. Install tiles using **TPA 401M**, **TPA 501R** or **TPA Lite** tile adhesive.  
**TPA 401M** is a white, flexible, powdered adhesive for wall and floor applications.  
**TPA 501R** is a cost effective, high coverage, flexible, powdered adhesive for wall and floor applications.  
**TPA Lite** is a premium grade, white, fibre reinforced, flexible cement based tile adhesive, based on a light weight formulation.
10. Grout tiles using **TPA Tru Colour Grout** or approved alternative.  
**TPA Tru Colour Grout** is a high-performance stain & efflorescence resistant grout, designed for use with most types of Ceramic, Mosaic, Natural Stone and Glass Tiles.
11. Install backing rod to all perimeter and intermediate movement joints and seal with **TPA Tru Colour Sanitary Silicone** or approved alternative.  
**TPA Tru Colour Sanitary Silicone** is a mould resistant, non-diluted, high performance, UV resistant, neutral cure silicone sealant.



© COPYRIGHT BAYSET PTY LTD  
 ANY FORM OF REPRODUCTION OF THIS DRAWING IN FULL OR IN PART WITHOUT THE WRITTEN PERMISSION OF BAYSET PTY LTD CONSTITUTES AN INFRINGEMENT OF COPYRIGHT



**Waterproofing Wet Areas  
 - Frameless Shower  
 (under screed)**

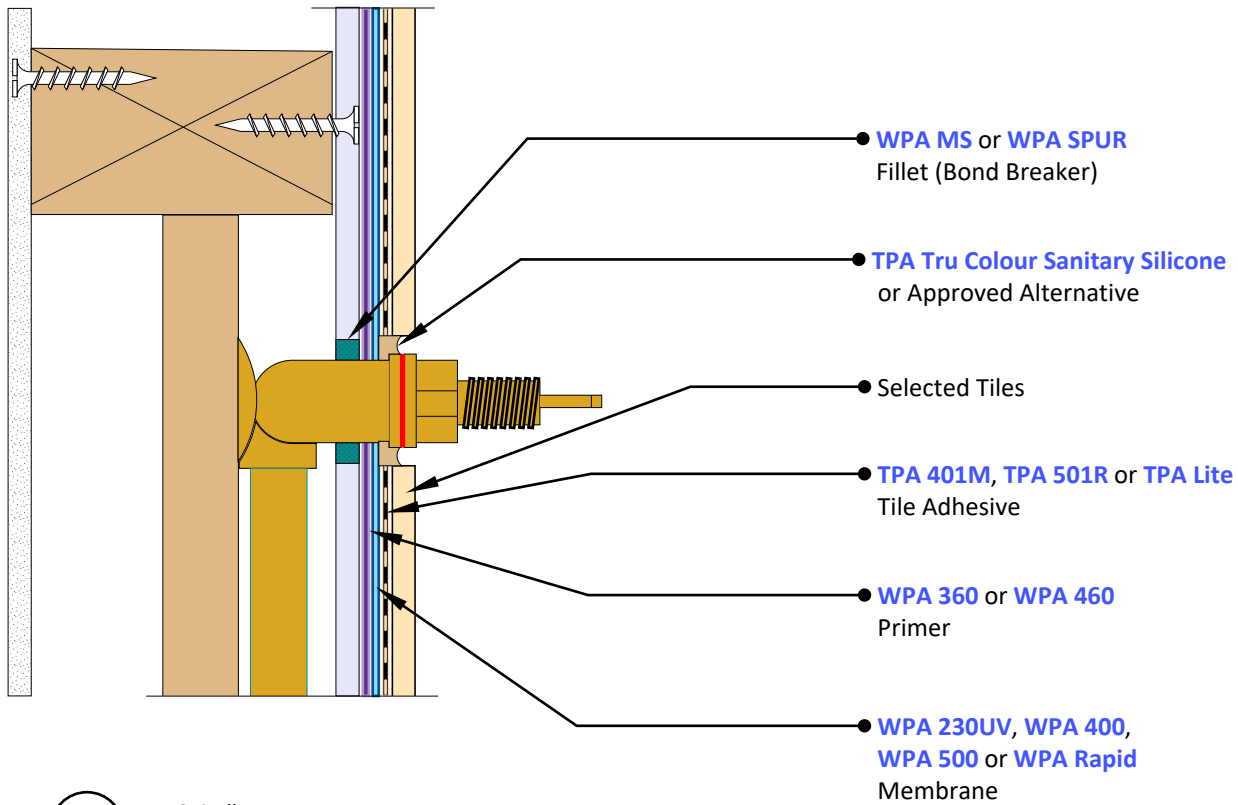
DRAWING NUMBER

**WP200**

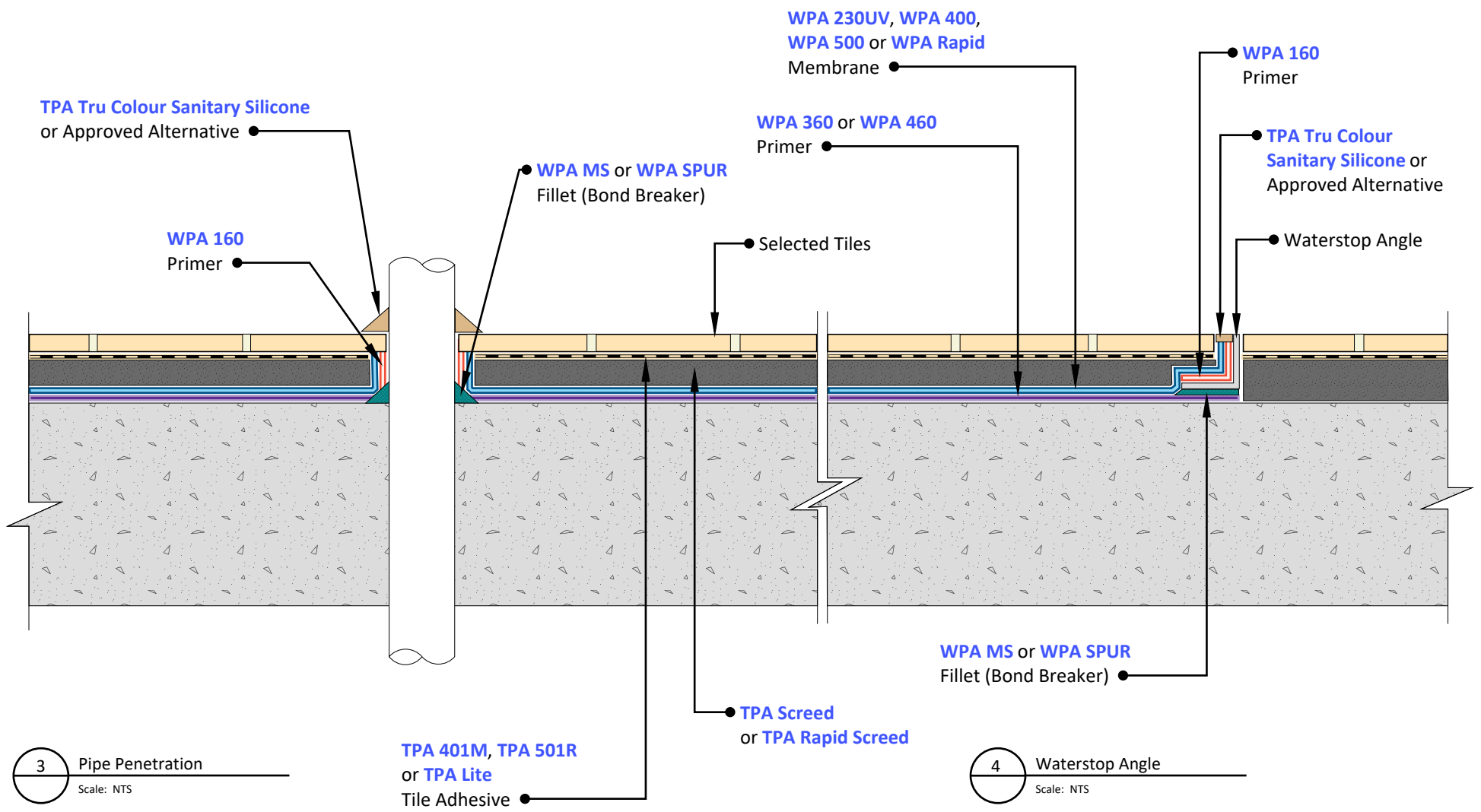
SCALE: NTS

RELEASE: October 21, 2024

DRAWN BY: CS



2 Tap Spindle  
Scale: NTS



3 Pipe Penetration  
Scale: NTS

4 Waterstop Angle  
Scale: NTS

© COPYRIGHT BAYSET PTY LTD  
 ANY FORM OF REPRODUCTION OF  
 THIS DRAWING IN FULL OR IN  
 PART WITHOUT THE WRITTEN  
 PERMISSION OF BAYSET PTY LTD  
 CONSTITUTES AN INFRINGEMENT  
 OF COPYRIGHT



**Waterproofing Wet Areas  
 - Frameless Shower  
 (under screed)**

DRAWING NUMBER

**WP200**

SCALE: NTS

RELEASE: October 21, 2024

DRAWN BY: CS