

WATERPROOFING & INSULATION

ROOFS

WARM ROOF

DOUBLE LAYER EXPOSED SHEET MEMBRANE SYSTEM



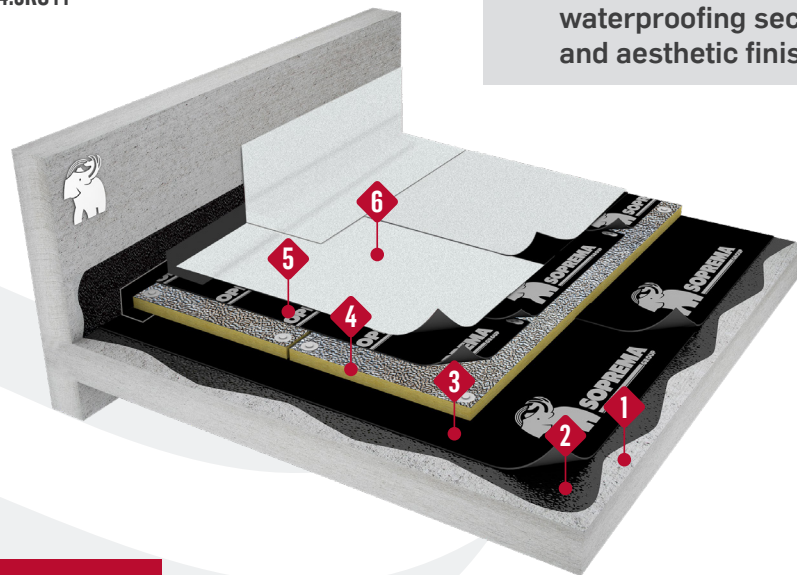
The insulation is installed under the double-layer exposed waterproofing system, giving it an excellent thermal performance. The full system is manufactured and warranted by SOPREMA.

SBS MODIFIED BITUMEN

1. Substrate: Concrete
2. Primer: **ELASTOCOL STICK**
3. Vapour control layer: **SOPRAVAP'R**
4. Insulation: **SOPRA-ISO**
5. Base sheet: **SOPRAPLY STICK SI**
6. Cap sheet: **SOPRASUN PLUS 4.5KG M**

BENEFITS

- Prevents heat loss during winter and heat gains during summer
- Boosts building energy efficiency
- Double-layer waterproofing security and aesthetic finish




SYSTEM PRODUCTS



ELASTOCOL STICK



SOPRAPLY STICK SI



SOPRA-ISO




SOPRAPLY STICK SI



SOPRASUN PLUS 4.5 KG MINERAL

OPTIONAL FINISHING

BALLASTED ROOF



1. GEOLAND PT FR 200 or SOPRADRAIN
2. Ballast

Protection from weathering and UV.

PAVED ROOF



1. Optional: GEOLAND PT FR 200
2. Pedestals
3. Pavers

Designed for areas with regular pedestrian traffic. Adjustable pedestals are used to level the pavers.

COMPLEMENTARY PRODUCTS

SOPRA-ISO

INSULATION BOARDS

SOPRA-ISO is a high performance thermal insulation board, composed of closed-cell polyisocyanurate (PIR) foam. It is laminated on both sides with a textured aluminum facer, providing great fire resistance.

SOPRA-ISO insulation boards are designed for all types of buildings, whether commercial or residential.

THICKNESS	50 mm	60 mm	70 mm	80 mm	90 mm	100 mm
R-VALUE	R 2.35	R 2.85	R 3.30	R 4.00	R 4.50	R 4.85

BENEFITS

- Superior thermal performance with minimal thickness
- High compressive strength and great dimensional stability
- Great fire resistance

If you have any questions about this system or its installation please contact BAYSET, your SOPREMA Authorised Distributor.